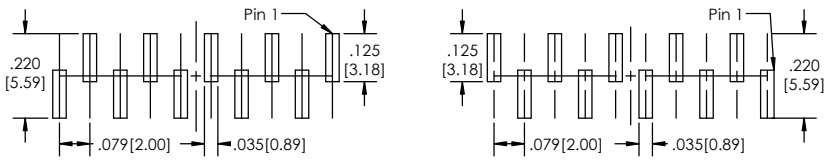
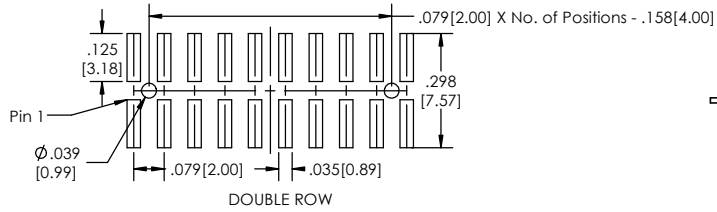


Recommended P.C. Board Layout
SCALE 4:1

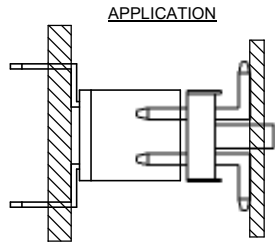


SINGLE (M) ROW

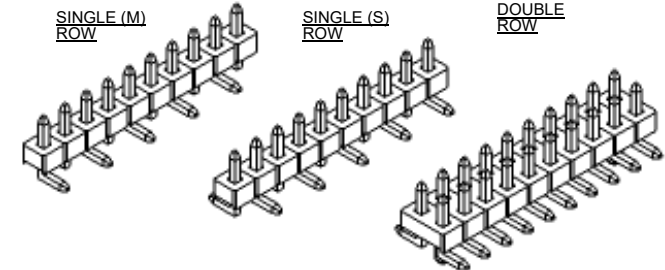
SINGLE (S) ROW



DOUBLE ROW



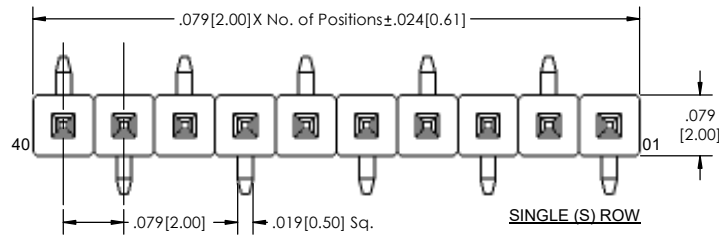
APPLICATION



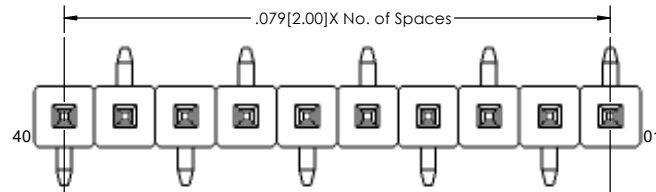
TSHSCM-2 **XX** - **X** - **XXX** - **XX** - **XX** - **X** - **XXX** - **X** - **XX** - **X** - **XX** - **LF**
(A) **(B)** **(C)** **(D)** **(E)** **(F)** **(G)** **(H)** **(I)** **(J)** **(K)** **(L)**

- A. Pins Per Row
- 1 through 40
- B. Row Specification
- S= Single Row
- D= Double Row
- C. Desired Post Height
- Please specify Post length
- e.g. .230[5.84]= 230
- D. Pin Options
- See Pin Options below
- E. Plating Options
- See Plating Options below
- F. Vertical
- G. Polarized Position
- Leave blank if not needed
- If required, specify empty pin position
- e.g. 012 for Pin 12
- H. Footprint (Option only for Single Row)
- S= pin 1 left
- M= pin 1 right
- I. Packing Information
- TR= Tape and Reel
- TB= Tube
- J. Pad
- P= Plastic
- O= No Pad
- If left blank, packaging at MLE's discretion
- Pad may be metal, mylar or plastic
- K. Alignment Pin (Option only for Double Row)
- Leave blank if not needed
- AP= with
- L. Lead Free

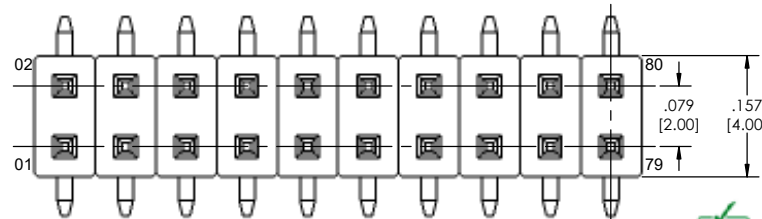
Mates with:
BCSS.
BSSH.
BSSHC.
BSSQ.
BSSQC.
BSSQM.
LSMBC.
LSSHSM.
SMBC.
SSHQ.
SSHQR.
SSHR.
SSHS.
SSHSM.
ULSMBC.



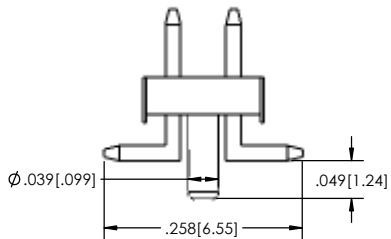
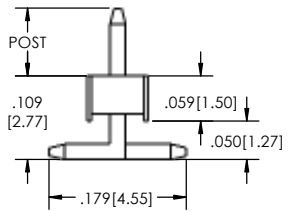
SINGLE (S) ROW



SINGLE (M) ROW



DOUBLE ROW



Plating options	
G	-10µ Gold on Contact Area/ Flash on Tail
T	-Matte Tin all Over
GT	-10µ Gold on Contact Area/ Matte Tin on Tail
H	-30µ Gold on Contact Area/ Matte Tin on Tail
F	-Gold Flash over Entire Pin
FT	- Gold Flash on Contact Area/ Matte Tin on Tail

Pin Options	
Max. Post Height	
.065[1.65mm]	01
.088[2.24mm]	02
.126[3.20mm]	04
.156[3.96mm]	06
.185[4.70mm]	08
.210[5.33mm]	10
.230[5.84mm]	16
.250[6.35mm]	20
.289[7.34mm]	21
.388[9.86mm]	30
.408[10.36mm]	34
.427[10.85mm]	35
.447[11.35mm]	36

Specifications:
Current Rating: 3.0 Ampere
Insulation Resistance: 1000M Ohms Min.
Dielectric Withstanding: 500V AC
Contact Resistance: 20M Ohms Max.
Operation Temperature: -40°C to +105°C
Max. Process Temperature
Peak: 260°C up to 10 secs.
Process: 230°C up to 60 secs.
Wave: 260°C up to 6 secs.
Reflow: 260°C up to 10 secs.
Manual Solder: 350°C up to 5 secs.

Materials:
Contact Material: Phosphor Bronze
Insulator Material: Nylon 6T
Plating: Au or Sn over 50µ" (1.27) Ni

Tails may be clipped to achieve specific dimensions.
Products cut to specific sizes are uncancelable/ nonreturnable.
Parts are subject to change without notice.

UNLESS OTHERWISE SPECIFIED:		DRAWN: EOW 02/23/15		NAME: DATE:	
DIMENSIONS ARE IN INCHES		CHECKED: GWE 02/23/15		JEFFERSONVILLE, IN 47130	
TOLERANCES:		ENG APPR:		PHONE: 812-670-4174	
ONE DECIMALS ±.100		MFG APPR:		FAX: 812-670-4175	
TWO DECIMAL ±.010		ADDRESS:		TITLE: TSHSCM-2-V SERIES	
THREE DECIMAL ±.005		2533 Centennial Blvd.		SIZE: DWG. NO.	
FOUR DECIMAL ±.002		Jeffersonville, IN 47130		REV: D	
NEXT ASSY USED ON:		Phone: 812-670-4174		SCALE: 8:1	
APPLICATION:		Fax: 812-670-4175		SHEET 1 OF 1	
DO NOT SCALE DRAWING		E-Mail: mle@milelectronics.com			

PROPRIETARY AND CONFIDENTIAL
THE INFORMATION CONTAINED IN THIS DRAWING IS THE SOLE PROPERTY OF Major League Electronics. ANY REPRODUCTION IN PART OR AS A WHOLE WITHOUT THE WRITTEN PERMISSION OF Major League Electronics IS PROHIBITED.

