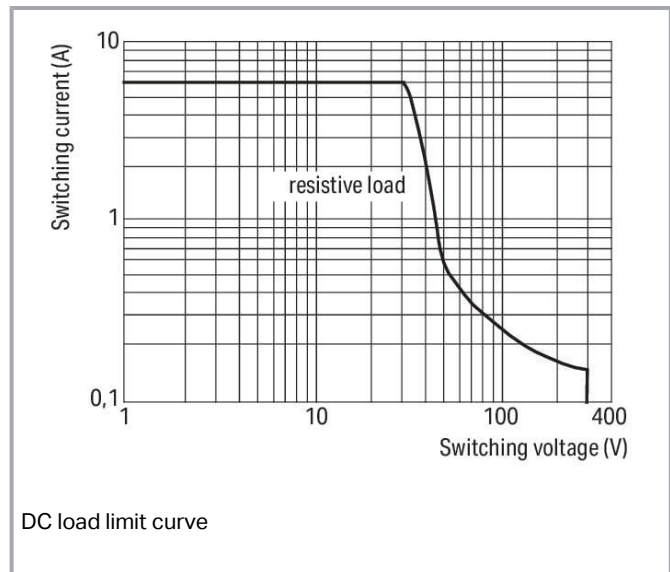
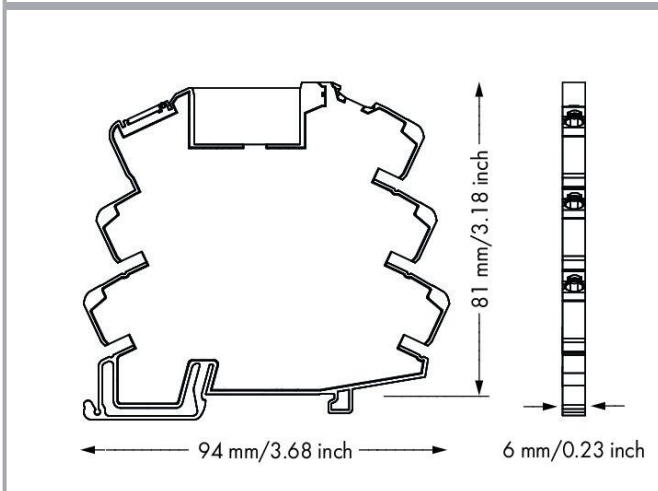
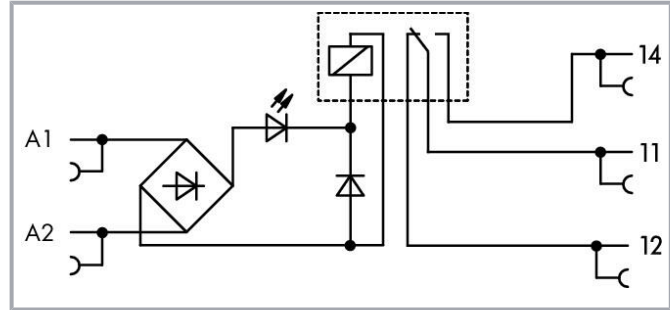
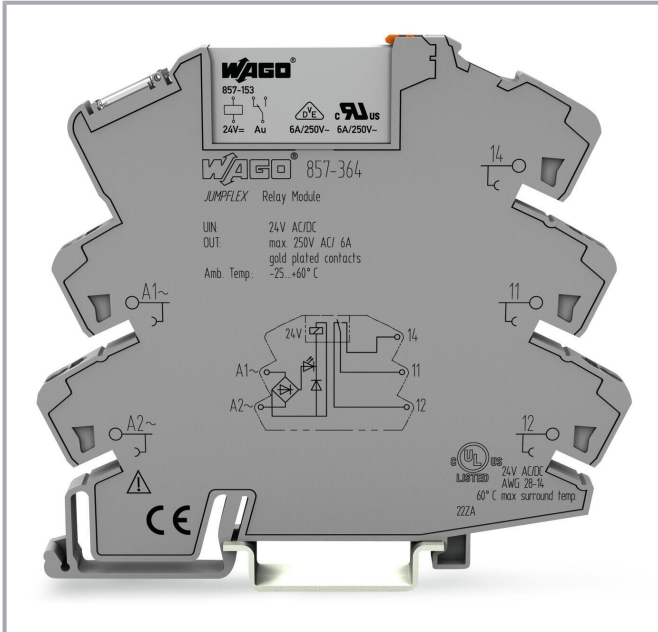


Data sheet | Item number: 857-364

Relay module; Nominal input voltage: 24 V AC/DC; 1 changeover contact;
Limiting continuous current: 6 A; with gold contacts; Yellow status indicator;
Module width: 6 mm



www.wago.com/857-364



DC load limit curve

Subject to changes. Please also observe the further product documentation!

WAGO GmbH & Co. KG
Hansastr. 27
32423 Minden
Phone: +49571 887-0 | Fax: +49571 887-169
Email: info.de@wago.com | Web: www.wago.com

Do you have any questions about our products?
We are always happy to take your call at +49 (571) 887-44222.

Data Notes

Safety information

Adjacent devices are devices of the same design (series) that are arranged next to each other with the same orientation on the mounting rail. An end stop (249-116) must be fitted to devices of other types for compliance with the reinforced insulation requirements.

Note

- To prevent damaging the gold layer, 30 V switching voltages and 50 mA currents must not be exceeded. Higher switching power eventually evaporates the gold layer. The resulting deposits in the housing may reduce service life.
- To protect the relay coils and contacts, inductive loads must be dampened with an effective protection circuit.

Technical data

Control Circuit

Nominal input voltage U_N	AC/DC 24 V
Input voltage range	-15 ... +20 %
Nominal input current at U_N	9 mA
Nominal frequency range (input voltage)	50 ... 60 HzAC / 0 HzDC

Load circuit

Number of changeover/switchover contacts	1
Contact material (relay)	AgNi + Au
Limiting continuous current	6 A
Inrush current (resistive) max.	(AC) 20 A / 0.02 s
Switching voltage (max.)	AC 250 V
Switching power (resistive) max.	AC 1500 VA; DC (see load limit curve)
Switching capacity	AC-15: 3 A / AC 250 V; DC-13: 2 A / DC 24 V
Recommended minimum load	1 V / 1 mA / 1 mW
Pull-in time (typ.)	15 ms
Drop-out time (typ.)	25 ms
Bounce time (typ.)	3.5 ms

Subject to changes. Please also observe the further product documentation!



Electrical life (NO; resistive load; 23 °C)	50 x 10 ³ switching operations
Mechanical life	5 x 10 ⁶ switching operations
Switching frequency with/without load (max.)	6 min ⁻¹ / 180 min ⁻¹

Signaling

Status indicator	Yellow LED
------------------	------------

Safety and protection

Rated voltage	300 V
Rated surge voltage	4 kV
Type of circuits	Mains circuits
Overtoltage category	III
Pollution degree	2
Dielectric strength (control/load circuit) (AC, 1 min)	3.51 kVrms
Dielectric strength (open contact) (AC, 1 min)	1 kVrms
Insulation type (control/load circuit)	Reinforced insulation (safe isolation)
Insulation type (between adjacent devices of the same type)	Double insulation (safe isolation)
Insulation type (to adjacent devices of different types)	Basic insulation
Safety information	Adjacent devices are devices of the same design (series) that are arranged next to each other with the same orientation on the mounting rail. An end stop (249-116) must be fitted to devices of other types for compliance with the reinforced insulation requirements.
Protection type	IP20

Connection data

Connection technology	Push-in CAGE CLAMP®
Solid conductor	0.34 ... 2.5 mm ² / 22 ... 14 AWG
Fine-stranded conductor	0.34 ... 2.5 mm ² / 22 ... 14 AWG
Fine-stranded conductor; with insulated ferrule	0.34 ... 1.5 mm ² / 22 ... 16 AWG
Strip length	9 ... 10 mm / 0.35 ... 0.39 inches

Physical data

Width	6 mm / 0.236 inches
Height	94 mm / 3.701 inches
Depth from upper-edge of DIN-rail	81 mm / 3.189 inches

Subject to changes. Please also observe the further product documentation!



Mechanical data

Mounting type	DIN-35 rail
Mounting position	Horizontal (standing/lying); vertical

Material Data

Fire load	0.623 MJ
Weight	30.3 g

Environmental requirements

Ambient temperature (operation at U_N)	-40 ... +60 °C
Ambient temperature (storage)	-40 ... +70 °C
Processing temperature	-25 ... +50 °C
Temperature range of connection cable	$\geq (T_{\text{ambient}} + 30 \text{ K})$
Relative humidity	5 ... 85 % (no condensation permissible)
Operating altitude (max.)	2000 m

Standards and specifications

Standards/specifications	EN 61010-2-201 EN 61810-1 EN 61373 UL 508 ATEX IEC Ex
--------------------------	--

Basic relay

WAGO Basic Relay	857-157
------------------	---------

Commercial data

Product Group	6 (INTERFACE ELECTRONIC)
eCl@ss 10.0	27-37-16-01
eCl@ss 9.0	27-37-16-01
ETIM 8.0	EC001437
ETIM 7.0	EC001437
PU (SPU)	25 (1) pcs
Packaging type	box
Country of origin	DE

Subject to changes. Please also observe the further product documentation!




GTIN	4045454673505
Customs tariff number	85364900990

Environmental Product Compliance


CAS-No.	7439-92-1 79-94-7
REACH Candidate List Substance	2,2',6,6'-tetrabromo-4,4'-isopropylidenediphenol Lead
RoHS Compliance Status	Compliant,With Exemption
RoHS Exemption	6(c) 7(a) 7(c)-I 7(c)-II
SCIP notification number (Bulgaria)	f2670ee2-4616-45bf-8c19-c0242857a5dd
SCIP notification number (Czech Republic)	fc1d4de0-301f-4939-becd-6fbdb7047c30

Approvals / Certificates

General approvals

Logo	Approval	Additional Approval Text	Certificate name
	CCC CNEX	CNCA-C23-01	2020312304000757 (Ex ec nC IIC T4 Gc)
	EAC Brjansker Zertifizierungsstelle	TP TC 004/2011	EAC RU C-DE.AM02. B.00122/19
	EAC Brjansker Zertifizierungsstelle	TP TC 012/2011	EAC Ex 857 RU_C_DE. AZ_58_B_02148_21 nA nC (2Ex nA nC IIC T4 Gc X)

Declarations of conformity and manufacturer's declarations

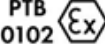




Logo	Approval	Additional Approval Text	Certificate name
	EU-Declaration of Conformity WAGO GmbH & Co. KG	-	-

Approvals for hazardous areas

Subject to changes. Please also observe the further product documentation!

WAGO GmbH & Co. KG
Hansastr. 27
32423 Minden
Phone: +49571 887-0 | Fax: +49571 887-169
Email: info.de@wago.com | Web: www.wago.com

Do you have any questions about our products?
We are always happy to take your call at +49 (571) 887-44222.

Logo	Approval	Additional Approval Text	Certificate name
	ATEX DEKRA EXAM GmbH	EN 60079-0	BVS_14_ATEX_E_091_X (II 3G Ex ec nC IIC T4 Gc; II 3G Ex ec IIC T4 Gc)
	CCC CNEX	CNCA-C23-01	2020312304000757 (Ex ec nC IIC T4 Gc)
	IECEX DEKRA EXAM GmbH	IEC 60079-0	IECEX_BVS_14. 0079X_Issue_3 (Ex ec nC IIC T4 Gc; Ex ec IIC T4 Gc)
	UKEx WAGO GmbH & Co. KG	EN 60079-0	UKCA_WAGO22UKEX002X_ec nC
	UL Underwriters Laboratories Inc. (HAZARDOUS LOCATIONS)	UL 121201	E198726

Optional accessories

Marking accessories

Marking strip



Item no.: 2009-110

Marking strips; for Smart Printer; on reel; not stretchable; plain; snap-on type; white

www.wago.com/2009-110

Double marker carrier



Item no.: 209-128

Adaptor; gray

www.wago.com/209-128

Marking devices



Item no.: 210-110

Fiber-tip pen

www.wago.com/210-110

Protective marker cover



Item no.: 209-184

Protection cover; transparent

www.wago.com/209-184

Marker

Subject to changes. Please also observe the further product documentation!

WAGO GmbH & Co. KG

Hansastr. 27















32423 Minden

Phone: +49571 887-0 | Fax: +49571 887-169

Email: info.de@wago.com | Web: www.wago.com

Do you have any questions about our products?


We are always happy to take your call at +49 (571) 887-44222.

	Item no.: 2009-115 WMB-Inline; for Smart Printer; 1500 pieces on roll; stretchable 5 - 5.2 mm; plain; snap-on type; white	www.wago.com/2009-115
	Item no.: 209-183 Marker; white	www.wago.com/209-183
	Item no.: 793-501 WMB marking card; as card; not stretchable; plain; snap-on type; white	www.wago.com/793-501
	Item no.: 793-502 WMB marking card; as card; MARKED; 1 ... 10 (10x); not stretchable; Horizontal marking; snap-on type; white	www.wago.com/793-502
	Item no.: 793-503 WMB marking card; as card; MARKED; 11 ... 20 (10x); not stretchable; Horizontal marking; snap-on type; white	www.wago.com/793-503
	Item no.: 793-504 WMB marking card; as card; MARKED; 21 ... 30 (10x); not stretchable; Horizontal marking; snap-on type; white	www.wago.com/793-504
	Item no.: 793-505 WMB marking card; as card; MARKED; 31 ... 40 (10x); not stretchable; Horizontal marking; snap-on type; white	www.wago.com/793-505
	Item no.: 793-506 WMB marking card; as card; MARKED; 41 ... 50 (10x); not stretchable; Horizontal marking; snap-on type; white	www.wago.com/793-506
	Item no.: 793-566 WMB marking card; as card; MARKED; 1 ... 50 (2x); not stretchable; Horizontal marking; snap-on type; white	www.wago.com/793-566
	Item no.: 793-5501 WMB marking card; as card; for terminal block width 5 - 17.5 mm; stretchable 5 - 5.2 mm; plain; snap-on type; white	www.wago.com/793-5501
Group marker carrier		
	Item no.: 249-105 Group marker carrier; gray	www.wago.com/249-105
Ferrule		
Ferrule		
	Item no.: 216-241 Ferrule; Sleeve for 0.5 mm ² / 20 AWG; insulated; electro-tin plated; electrolytic copper; gastight crimped; acc. to DIN 46228, Part 4/09.90; white	www.wago.com/216-241
	Item no.: 216-242 Ferrule; Sleeve for 0.75 mm ² / 18 AWG; insulated; electro-tin plated; electrolytic copper; gastight crimped; acc. to DIN 46228, Part 4/09.90; gray	www.wago.com/216-242
	Item no.: 216-243 Ferrule; Sleeve for 1 mm ² / AWG 18; insulated; electro-tin plated; electrolytic copper; gastight crimped; acc. to DIN 46228, Part 4/09.90; red	www.wago.com/216-243

Subject to changes. Please also observe the further product documentation!

	<p>Item no.: 216-244 Ferrule; Sleeve for 1.5 mm² / AWG 16; insulated; electro-tin plated; electrolytic copper; gastight crimped; acc. to DIN 46228, Part 4/09.90; black</p>	www.wago.com/216-244
---	--	--

Tool		
Operating tool		

	<p>Item no.: 210-720 Operating tool; Blade: 3.5 x 0.5 mm; with a partially insulated shaft; multicoloured</p>	www.wago.com/210-720
--	---	--


Interface module		
Interface adapters		

	<p>Item no.: 857-982 Interface adapter; 14-pole; High-side switching output</p>	www.wago.com/857-982
--	---	--

	<p>Item no.: 857-986 Interface adapter; 15-pole; High-side switching input</p>	www.wago.com/857-986
--	--	--

	<p>Item no.: 857-981 Interface adapter; 14-pole; High-side switching input</p>	www.wago.com/857-981
--	--	--

Basic Relay		
Basic relay		

	<p>Item no.: 857-153 Basic relay; Nominal input voltage: 24 VDC; 1 changeover contact; Limiting continuous current: 6 A; with gold contacts; Module width: 5 mm; Module height: 15 mm</p>	www.wago.com/857-153
---	---	--

Jumpers		
Jumper		

	<p>Item no.: 859-408 Jumper; for jumper slot; 8-way; insulated; light gray</p>	www.wago.com/859-408
--	--	--

	<p>Item no.: 281-482 Jumper; 2-way; insulated; gray</p>	www.wago.com/281-482
--	---	--

	<p>Item no.: 859-404/000-005 Jumper; for jumper slot; 4-way; insulated; red</p>	www.wago.com/859-404/000-005
--	---	--

	<p>Item no.: 859-404/000-006 Jumper; for jumper slot; 4-way; insulated; blue</p>	www.wago.com/859-404/000-006
--	--	--

	<p>Item no.: 859-405/000-005 Jumper; for jumper slot; 5-way; insulated; red</p>	www.wago.com/859-405/000-005
--	---	--

Subject to changes. Please also observe the further product documentation!



Item no.: 859-405/000-029
Jumper; for jumper slot; 5-way; insulated; yellow

www.wago.com/859-405/000-029



Item no.: 859-405
Jumper; for jumper slot; 5-way; insulated; light gray

www.wago.com/859-405



Item no.: 859-404/000-029
Jumper; for jumper slot; 4-way; insulated; yellow

www.wago.com/859-404/000-029



Item no.: 859-406
Jumper; for jumper slot; 6-way; insulated; light gray

www.wago.com/859-406



Item no.: 859-405/000-006
Jumper; for jumper slot; 5-way; insulated; blue

www.wago.com/859-405/000-006



Item no.: 859-406/000-005
Jumper; for jumper slot; 6-way; insulated; red

www.wago.com/859-406/000-005




Item no.: 859-409/000-029
Jumper; for jumper slot; 9-way; insulated; yellow

www.wago.com/859-409/000-029



Item no.: 859-410/000-005
Jumper; for jumper slot; 10-way; insulated; red

www.wago.com/859-410/000-005



Item no.: 859-410/000-029
Jumper; for jumper slot; 10-way; insulated; yellow

www.wago.com/859-410/000-029



Item no.: 859-410
Jumper; for jumper slot; 10-way; insulated; light gray

www.wago.com/859-410



Item no.: 859-410/000-006
Jumper; for jumper slot; 10-way; insulated; blue

www.wago.com/859-410/000-006



Item no.: 859-403/000-005
Jumper; for jumper slot; 3-way; insulated; red















www.wago.com/859-403/000-005



Item no.: 859-402/000-029
Jumper; for jumper slot; 2-way; insulated; yellow

www.wago.com/859-402/000-029

Subject to changes. Please also observe the further product documentation!

	Item no.: 859-403/000-029 Jumper; for jumper slot; 3-way; insulated; yellow	www.wago.com/859-403/000-029
	Item no.: 859-403/000-006 Jumper; for jumper slot; 3-way; insulated; blue	www.wago.com/859-403/000-006
	Item no.: 859-408/000-005 Jumper; for jumper slot; 8-way; insulated; red	www.wago.com/859-408/000-005
	Item no.: 859-408/000-029 Jumper; for jumper slot; 8-way; insulated; yellow	www.wago.com/859-408/000-029
	Item no.: 859-409 Jumper; for jumper slot; 9-way; insulated; light gray	www.wago.com/859-409
	Item no.: 859-408/000-006 Jumper; for jumper slot; 8-way; insulated; blue	www.wago.com/859-408/000-006
	Item no.: 859-403 Jumper; for jumper slot; 3-way; insulated; light gray	www.wago.com/859-403
	Item no.: 859-409/000-005 Jumper; for jumper slot; 9-way; insulated; red	www.wago.com/859-409/000-005
	Item no.: 859-404 Jumper; for jumper slot; 4-way; insulated; light gray	www.wago.com/859-404
	Item no.: 859-409/000-006 Jumper; for jumper slot; 9-way; insulated; blue	www.wago.com/859-409/000-006
	Item no.: 859-402/000-006 Jumper; for jumper slot; 2-way; insulated; blue	www.wago.com/859-402/000-006
	Item no.: 859-402 Jumper; for jumper slot; 2-way; insulated; light gray	www.wago.com/859-402
	Item no.: 859-402/000-005 Jumper; for jumper slot; 2-way; insulated; red	www.wago.com/859-402/000-005
	Item no.: 859-406/000-006 Jumper; for jumper slot; 6-way; insulated; blue	www.wago.com/859-406/000-006

Subject to changes. Please also observe the further product documentation!



Item no.: 859-406/000-029
Jumper; for jumper slot; 6-way; insulated; signal yellow

www.wago.com/859-406/000-029



Item no.: 859-407/000-006
Jumper; for jumper slot; 7-way; insulated; blue

www.wago.com/859-407/000-006



Item no.: 859-407/000-005
Jumper; for jumper slot; 7-way; insulated; red

www.wago.com/859-407/000-005



Item no.: 859-407/000-029
Jumper; for jumper slot; 7-way; insulated; yellow

www.wago.com/859-407/000-029



Item no.: 859-407
Jumper; for jumper slot; 7-way; insulated; light gray

www.wago.com/859-407

Downloads

Documentation

Bid Text

857-364 docx - Datei	2019 Feb 20	docx 17.1 kB	Download
857-364 X81 - Datei	2019 Feb 19	xml 5.2 kB	Download

Instruction Leaflet

CCC Ex (Additional information) 857-***	2023 Apr 26	pdf 133.0 kB	Download
Elektromechanical and Solid-State Relays/Optocouplers	V 2.0.0 2022 Feb 15	pdf 2.6 MB	Download

Additional Information

Disposal and Recycling Electrical and electronic equipment, Batteries, Packaging	V 1.1.0 2022 Aug 18	pdf 2.2 MB	Download
---	------------------------	---------------	----------

CAD/CAE-Data

CAE data

WSCAD Universe 857-364

Subject to changes. Please also observe the further product documentation!

WAGO GmbH & Co. KG
Hansastr. 27
32423 Minden
Phone: +49571 887-0 | Fax: +49571 887-169
Email: info.de@wago.com | Web: www.wago.com

Do you have any questions about our products?
We are always happy to take your call at +49 (571) 887-44222.

	URL	Download
ZUKEN Portal 857-364	URL	Download
EPLAN Data Portal 857-364	URL	Download
CAD data		
2D/3D Models 857-364	URL	Download


Environmental Product Compliance

Compliance Search

Environmental Product Compliance 857-364	URL	Download
Relay module; Nominal input voltage: 24 V AC/DC; 1 changeover contact; Limiting continuous current: 6 A; with gold contacts; Yellow status indicator; Module width: 6 mm		

Installation Notes


Conductor termination



Conductor termination

Commoning

Subject to changes. Please also observe the further product documentation!



Easy commoning using adjacent jumpers

Marking



Marking via WMB Multi Marking System.

Installation



Removing a relay via ejector.

Subject to changes. Please also observe the further product documentation!